



WELCOME TO JMSUPPLIES! 😊

How to use our **website** to order
with us? (With Phone)

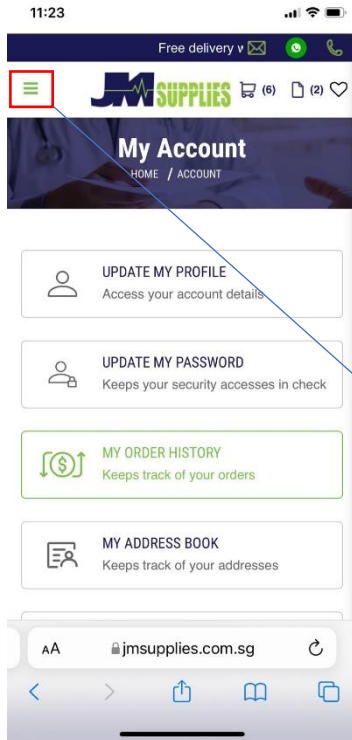
Website link: <https://www.jmsupplies.com.sg/>

NOTE:

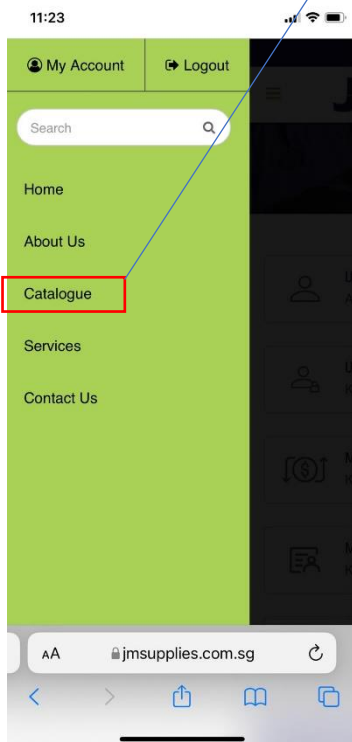
- Please **ensure** that you have **Register successfully & managed to Login successfully to view the product price.**
You may find the registration guide under our catalogue, or you may request it from our staff.
- **Free delivery** given if total amount is **ABOVE \$100** (NON-CBD AREA) & **ABOVE \$150** (CBD AREA)

STEP 1:

Once Log In, you will see this page.

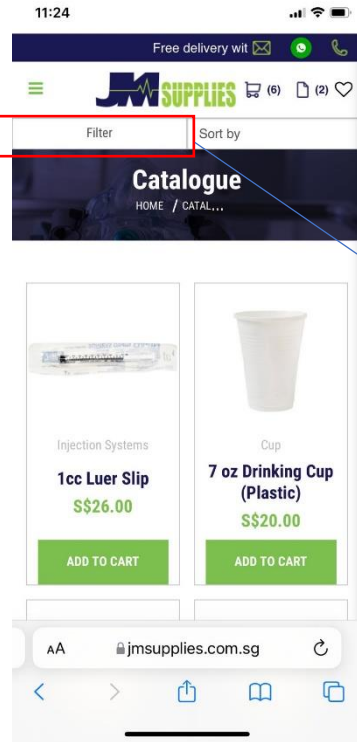


To View Catalogue:
Tap on this > 'Catalogue'



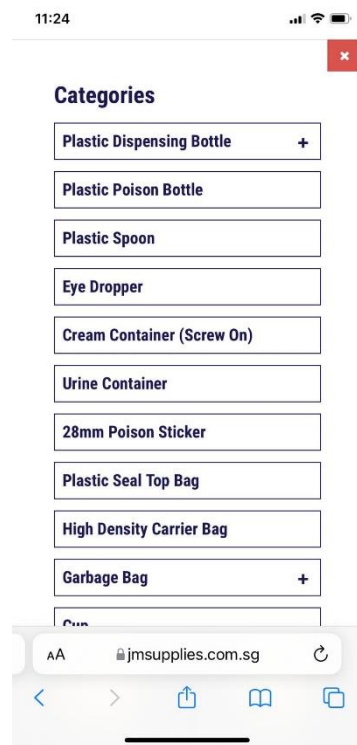
STEP 2:

Once completing Step 1, you will see this screen.

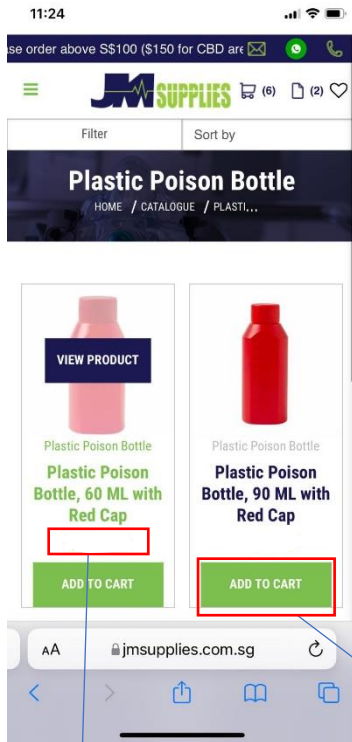


Click on 'Filter' to view products by Category.

This will be displayed >
Then choose the Category that you want to view.



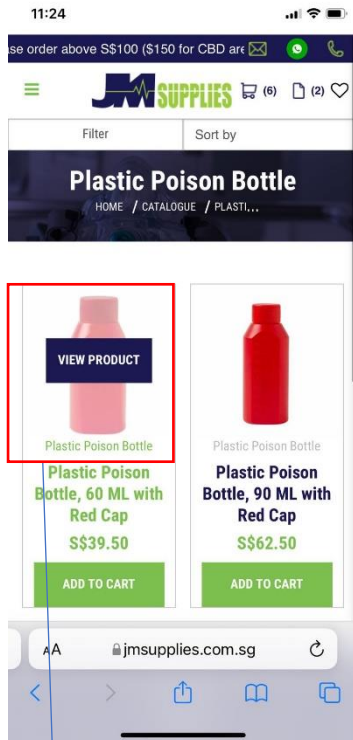
STEP 3:



You will be able to view the price here if you have Login successfully

From this page, you can straight away add to cart

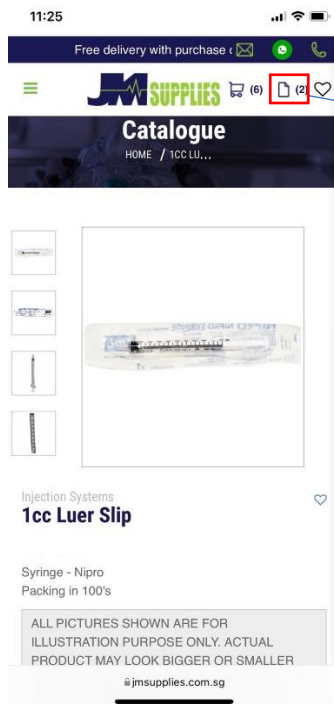
STEP 4:



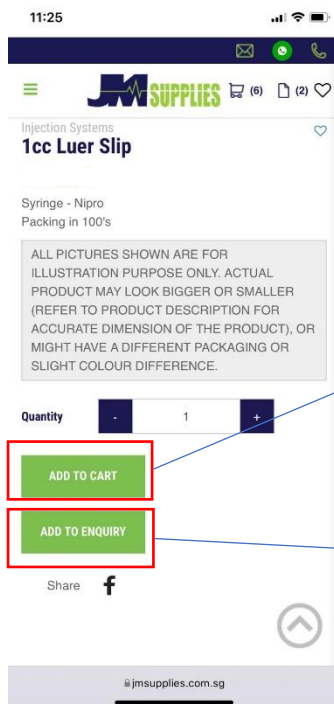
However, if you wish to view more details before adding to cart, you can

Tap on the product > Click 'VIEW PRODUCT' Button

After performing Step 4, you will see such page

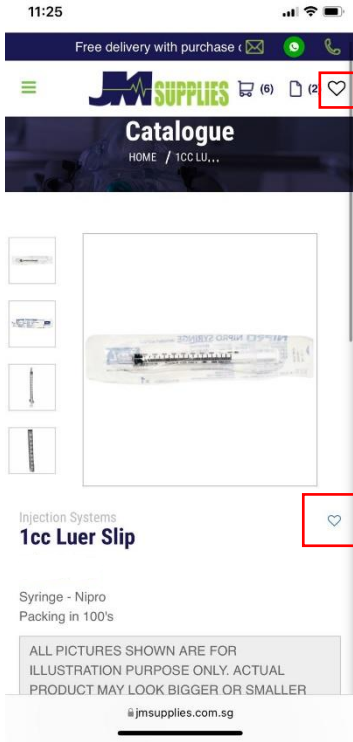


Click here to view all the products you have added for enquiries.



Option A:
You can 'ADD TO CART'
To add this specific product into your cart.

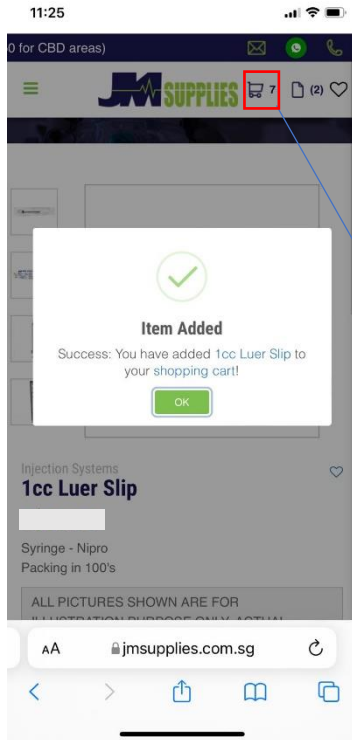
Option B:
You can 'ADD TO ENQUIRY'
To submit an enquiry of the product to us.



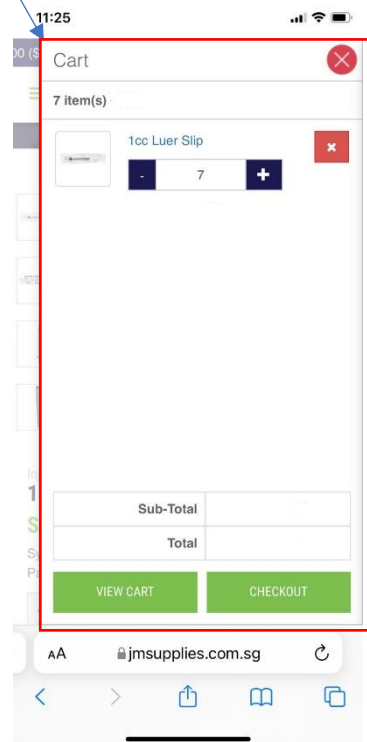
View your
WishList

Add to WishList

If you have chosen **Option A**,
You will see such screen.



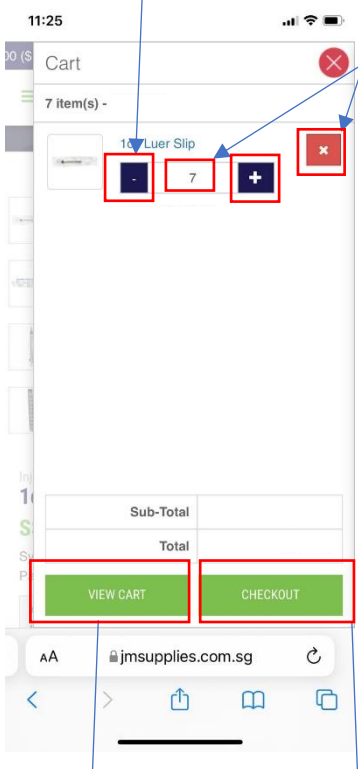
When you click on the Cart Icon, you will see the following



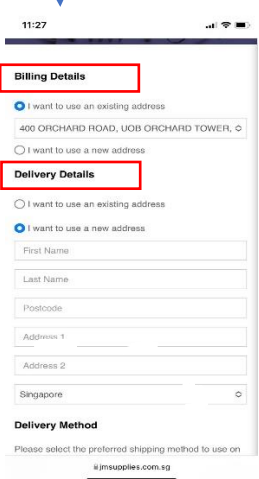
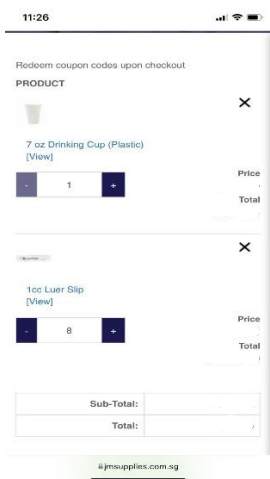
Remove Item from Cart – Click on the Cross Icon with Square border

Modify Quantity – You can use the -/+ icon.

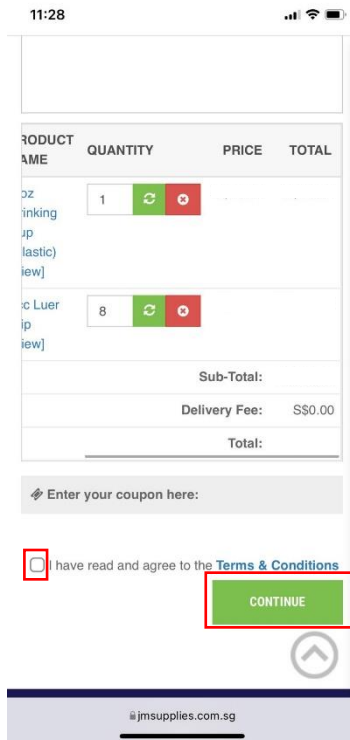
Modify Quantity – You can change the number in the box.



You can still modify the quantity at the respective page.

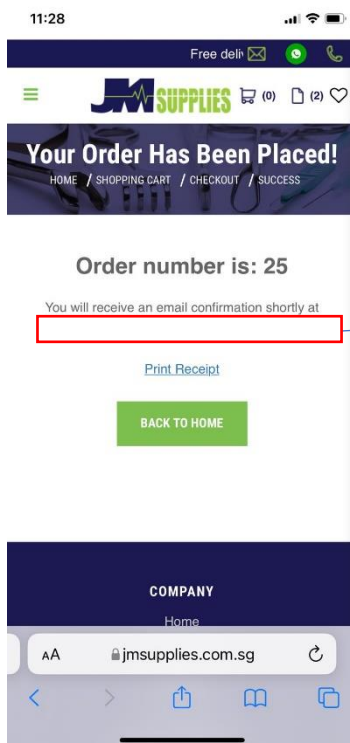


NOTE: Billing Address & Delivery Address can be different. Hence, please state accordingly & accurately.



Proceed by clicking 'CONTINUE' > 'CONFIRM ORDER'

-----**DONE**-----



Your email address will be displayed here & you will receive a confirmation email.